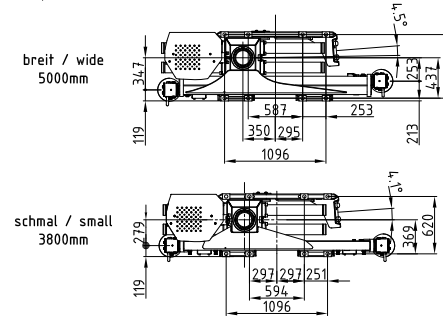
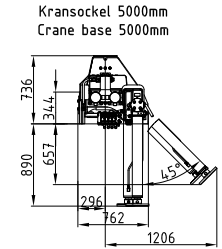
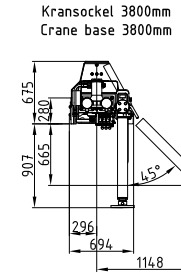
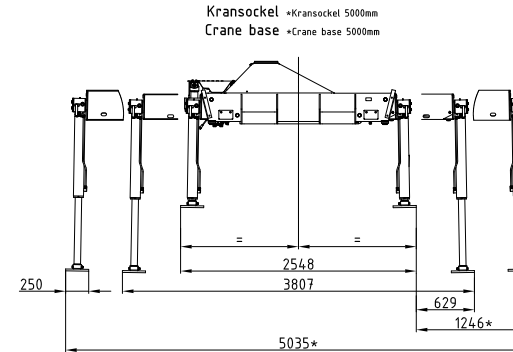
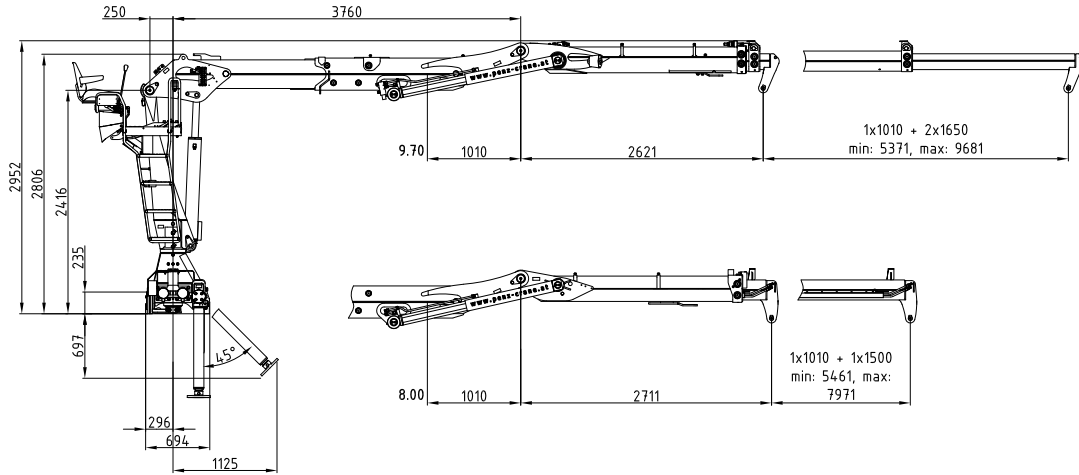


12ZT 13ZTp+

110 - 115 kNm	5,3 - 9,7 m	3,3 - 4,6 m	3,8 - 5 m	2.180 - 2.360 kg	425°	25 kNm	255 - 285 bar	1x Minimum 100 l/min ~ 50 kW	2x Minimum 75 l/min ~ 79 kW	LS Minimum 160 l/min ~ 80 kW



12ZT9.70	2560	2040	1680	1420	1240	1090	(kg)	
13ZTp+9.70	2670	2140	1760	1490	1300	1145	(kg)	
12ZT8.00	2700	2150	1790	1530	1240		(kg)	
13ZTp+8.00	2835	2260	1880	1610	1300		(kg)	
	4m	5m	6m	7m	8m	9m		

