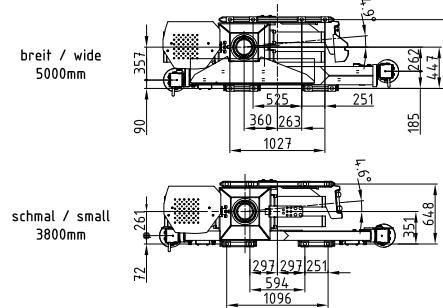
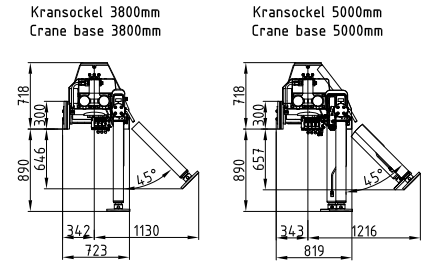
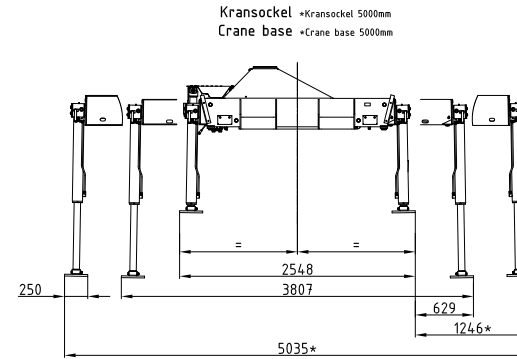
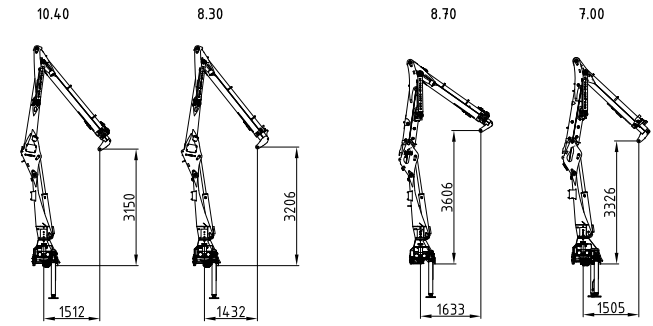
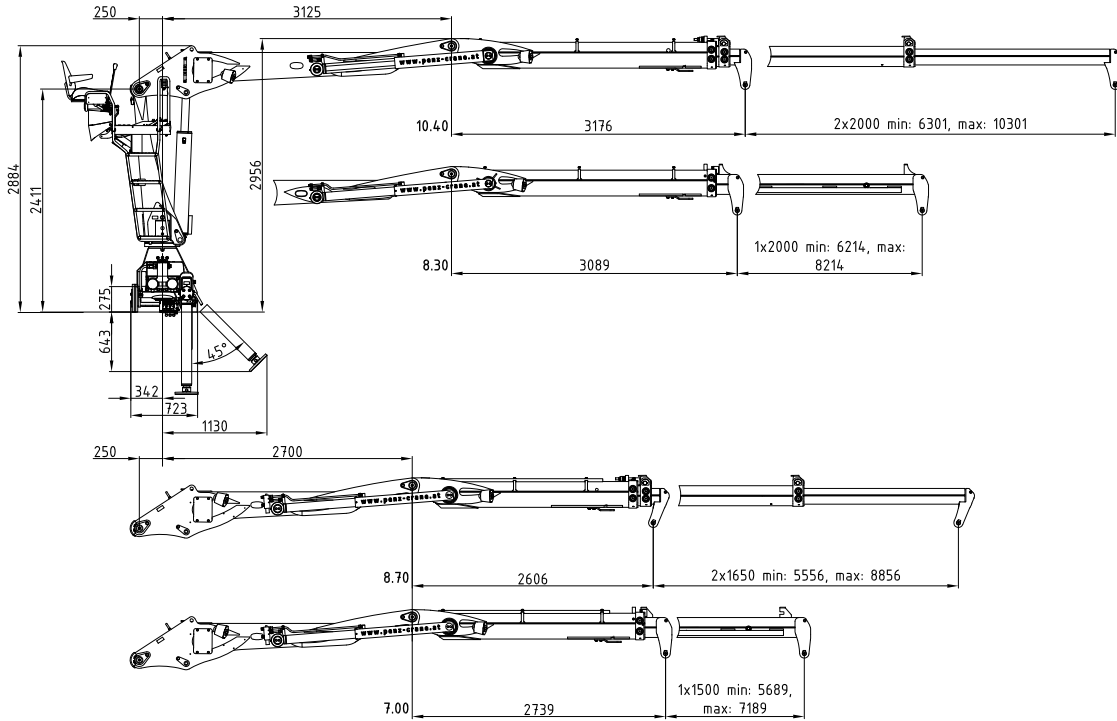


15ZER 16ZEp+R

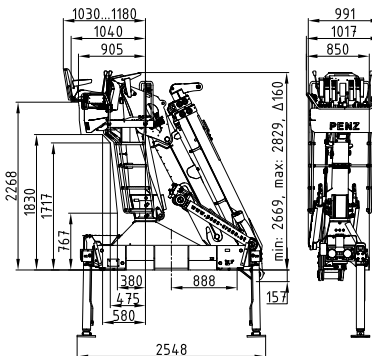
135 - 140 kNm	5,5 - 10,4 m	3,1 - 3,6 m	3,8 - 5 m	2.260 - 2.440 kg	415°	25 kNm	255 - 285 bar	Minimum 100 l/min ~ 50 kW	Minimum 75 l/min ~ 79 kW	Minimum 170 l/min ~ 71 kW



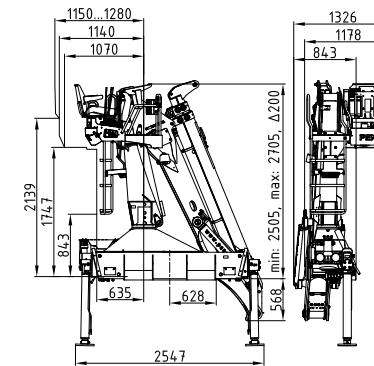
	4m	5m	6m	7m	8m	9m	10m	
15ZE10.40R	3380	2690	2220	1870	1600	1400	1050	[kg]
16ZEp+10.40R	3720	2960	2440	2060	1760	1540	1150	[kg]
15ZE8.30R	3550	2820	2340	1980	1660			[kg]
16ZEp+8.30R	3900	3100	2580	2180	1830			[kg]

	4m	5m	6m	7m	8m	
15ZE8.70R	3240	2580	2150	1850	1500	[kg]
16ZEp+8.70R	3400	2710	2260	1920	1560	[kg]
15ZE7.00R	3400	3200	2270	1930		[kg]
16ZEp+7.00R	3570	2850	2370	2030		[kg]

Rücksitz 04 mit Armsystem 8.70
Back seat 04 with load booms 8.70



Seitensitz 04 rechts & links mit Armsystem 10.40
Side seat 04 right & left with load booms 10.40



Rücksitz 04 mit Armsystem 10.40
Back seat 04 with load booms 10.40

